

P r e f a c e

This book is a basic English conversation textbook aimed primarily at non-English majors. Unlike most other textbooks, it has been produced largely with the needs of Japanese university students in mind, based on the writers' experience of what language is needed and what challenges Japanese university students face.



The book includes a variety of activities such as pair work, listening comprehension and grammar practice. Where necessary, time-saving explanations in Japanese have been given about the tasks they are required to do, and about some key language points to assist the students (and teachers). Another feature of the book is that students are encouraged, with the help of their teachers, to produce short speeches in English related to the topic of each particular unit.

Vocabulary has been chosen to reflect the needs of the students and comprehensive glossaries (English / Japanese and Japanese / English) are included in the text. In addition, there are optional interview test questions for teachers as a means of grading and monitoring students' progress.

本書の構成と特徴


本書は、Prefaceに述べましたように、主として英語を専門としない学生を対象とした基礎的な英会話のテキストです。著者であるネイティブ・スピーカー2人が日本の大学生を教えてきた長年の経験に基づき、大学生にとって必要とされるのはどのような英語か、また、どのような課題に直面しているかということ念頭において、編集されています。本書の構成を特徴とともに紹介すると、以下のようになります。

- ①英語の授業を受ける際に必要となる最小限の表現と活動について学ぶためのWarm-up Unitから始めます。
- ②それに続く各ユニットを [Part A] と [Part B] に分け、[Part A] で基本となる語彙や表現を学び、[Part B] でそれを実際に用いる言語活動を行って、最後にスピーチで締めくくる、という構成になっています。
- ③ [Part A] では、語彙の学習、発音とイントネーションの練習、モデルの対話文を用いた会話練習、文法問題、ペアで行う書き取り、と順に5つの段階を経て、必要な英語力を身につけます。




語彙・発音・文法・ディクテーションとともに、会話練習を行うPart A

④ [Part B] では、リスニング問題に取り組みながら行う語彙の復習、ペアで行う会話練習、モデルとなるスピーチの学習、スピーチ原稿の作成、ペアの相手に行うスピーチ活動と、やはり順に5つの段階を経て、実践力を養います。




ここからPart B



リスニング・会話練習の後は、モデルスピーチから自分自身のスピーチへ

⑤ 3つのユニットを終えると、復習のためのReview Unitがあります。それまでの学習の成果を測るために、担当の先生が個人面接をする際にたずねる質問を想定した“Interview Test Questions”が最初に設けてありますので、先生の質問に答える準備をしてください。これに続く、適語選択問題、英文完成問題、並べ替え問題、質問文作成問題、読解問題は、クラスメートが面接を受けている間に各自で取り組むことになります。




復習ユニットは中間と巻末の2回

⑥最初のReview Unit 1が終わると、同じように3つのユニットとReview Unit 2で学習します。こうして、Warm-up Unitに1時間、各ユニットに2時間(計12時間)、Review Unitに2時間という具合に、15時間分の学習内容が1冊に収めてあります。


⑦本書では、与えられたタスクの内容や文法に関する重要なポイントについて、日本語の説明が加えてあります。学生はもちろんのこと、担当教師の手助けとなるための工夫です。必要に応じて参照してください。

指示文の日本語は段階的に減らしています



Language Noteはバイリンガル表示

⑧巻末に、2種類の語彙集が掲載されています。1つは「理解のための語彙」で、アルファベット順に並べてあります。各ユニットの英文や解説がわからない時に調べてください。もう1つは「発話のための語彙」で、ペア活動の際に役立つ語彙を、トピック別にアイウエオ順にまとめました。日本語に相当する英語がわからない時に活用してください。



本書の学習で、大学生として必要とされる英会話力がつくことを願っています。

著者一同

Table of Contents

Warm-up Unit _____ 8

Welcome to English Class!

- Classroom language
- Practice patterns

Unit 1 **May I ask your name?** _____ 13

Part A _____ 13

Part B _____ 19

- Basic introductions
- Simple present
- Simple Yes / No questions

Unit 2 **What does your sister do?** _____ 23

Part A _____ 23

Part B _____ 29

- Jobs
- Family
- Simple present third person

Unit 3 **How often do you eat out?** _____ 33

Part A _____ 33

Part B _____ 39

- How often...?
- Adverbs of frequency
- Periods of time

Review 1 _____ 44

Unit 4 **What do you like to do?** _____ 51

Part A _____ 51

Part B _____ 57

- Like / like to
- Leisure activities

Unit 5**Is there a convenience store near here?** _____ 62**Part A** _____ 62**Part B** _____ 67

- There is / are
- Prepositions
- Describing locations

Unit 6**Are there any class rules?** _____ 71**Part A** _____ 71**Part B** _____ 77

- Imperatives
- Rules
- Instructions

Review 2 _____ 82**Worksheet for Student A** _____ 89**Worksheet for Student B** _____ 97

- Dictation Exercises (Unit 1~6)
- Pair Work Activity (Unit 5)

Glossary for Reception _____ 105

English / Japanese

Glossary for Production _____ 111

Japanese / English

Welcome to English Class!

1 Classroom English

In English class, try to speak English as much as possible. Here are some useful questions or expressions. 授業中にはできる限り英語で話すようにしなさい。よく使う表現を覚えましょう。

Exercise 1

Read the following dialogues. Choose the correct sentences from the box.

次の会話の空所になっている箇所に次ページの一覧表から適する表現を選んで入れなさい。

1. Teacher: Now, can you turn to page 46?

Student : _____

Teacher: Sorry, ... Turn to... page ... forty... six.

Student : _____

Teacher: Sure, ... Page... forty ... six.

2. Student : _____

Teacher: That's dictionary.

Student : _____

Teacher: D, I, C, T, I, O, N, A, R, Y.

3. Student : _____

Teacher: Me - CHA - nic.

Student : Thank you.

4. Student : _____

Teacher: It means your brother's wife.

Student : Oh, I see. Thanks.

5. Student : _____

Teacher: Sure, go ahead.

Student : When is the speaking test?

Teacher: Next week. On the 25th.

6. Student : _____

Teacher: Yes, but please put it in your bag when you have finished.

Student : Okay, I will.

7. Student : _____

Teacher: Yes. How can I help?

Student : _____

Teacher: Of course, I'll play it again.



May I ask a question?

May I use my *smartphone dictionary*?

How do you pronounce this word?

How do you say 辞書 in English?

How do you spell *dictionary* (*that*)?

What does *sister-in-law* (*this word*) mean?

Can we listen to that again?

Please say that again.

Please speak more slowly.

Excuse me! (*To call the teacher, you can raise your hand and say, 'Excuse me!'*)

Exercise 2



Practice the conversations with your partner. One of you plays the role of teacher, the other the student. Now change roles. ペアの相手と教師役・学生役を交代しながら、

Exercise 1で完成した会話を練習しなさい。



Language Note

In English, it is usually natural to use the teacher's name like "Mr. Smith" or "Ms. Hayashi," not say "Teacher." Use the name the teacher asks you to use.

英語で先生に話しかける時には、'Teacher' とは言いません。"Mr. Smith" とか "Ms. Hayashi" のように、先生の名前を言うのが普通です。先生が指示する言い方で呼びかけるようにしなさい。

May I ask your name?

Part A

1 Warm Up: Key Vocabulary

Exercise 1

Complete the answers with information about yourself.

次の質問に答えて“**Myself**”の欄に記入しなさい。

	<u>Myself</u>	<u>My partner</u>
03 1. May I ask your name?	I'm _____	_____
2. Where are you from?	I'm from _____	_____
3. Where do you live?	I live in _____	_____
4. What do you do?	I'm a _____	_____
5. What's your major?	My major is _____	_____
6. What year are you in?	I'm in the _____ year.	_____
7. What do you do in your free time?	I like to _____ in my free time.	_____
8. Do you have a part-time job?	Yes, _____ No, I don't.	_____
9. When's your birthday?	My birthday is on _____	_____

Exercise 2

Now ask your partner the questions.

ペアの相手に質問し、その答えをExercise 1の“My partner”の欄に記入しなさい。



Language Note

When you are asked a “Do you....?” question, it is grammatically correct to just answer “Yes” (Yes, I do) or “No” (No, I don’t). However, in real conversations, it is more common (and polite!) to answer by giving a little more information.


e.g. A: “Do you have a part-time job?”

B: “Yes. I work in a supermarket.”

“Do you....?” とたずねられた時、単に “Yes” (Yes, I do) とか “No” (No, I don’t) とだけ答えても、間違いではありません。しかし、実際の会話では、上の例にあるように、もう少し情報を添えるのが普通で、丁寧な答え方になります。

“What do you do?” does not mean “What are you doing?” In English, asking *What do you do?* is more natural than asking *What is your job?*

“What do you do?” は「今、何をしていますか?」という意味ではありません。相手の職業を聞く場合、What do you do?はWhat is your job?よりも自然な表現なのです。



2 Pronunciation

Exercise 1

Listen to the intonation in the questions and answers. Does the intonation rise (↗) or fall (↘)? Mark at the end of the sentence. イントネーションに注意して質問と答えの英文を聞き、文の最後が上昇調か下降調かをカッコに矢印で記入しなさい。



e.g. I'm from Okazaki. (↘)

- | | |
|--------------------------------|--------------------------|
| 1. Where are you from? () | 2. I'm from Seto. () |
| 3. Are you from Kyoto? () | 4. Yes, I am. () |
| | 5. No, I'm not. () |
| 6. Where do you live? () | 7. I live in Nagoya. () |
| 8. Do you live in Sapporo? () | 9. Yes, I do. () |
| | 10. No, I don't. () |

Exercise 2

Listen to the questions and answers and repeat. 音声を聞いて、繰り返しなさい。

What type of question has rising (↗) intonation?

上昇イントネーションになるのは、どんな疑問文ですか？

What type of question has falling (↘) intonation? How about the answers?

下降イントネーションになるのは、どんな疑問文ですか？ 答えの英文はどうですか？

Exercise 3

Take turns asking and answering the questions from the Warm-up Section and Exercise 1 with a new partner. Be careful to use the correct intonation.

別のペアになり、① Warm Upと② Pronunciation, Exercise 1の英文で会話練習しなさい。正しいイントネーションで発音するように心がけましょう。

3 Model Conversation

Exercise 1



Mark and David are meeting in a class for the first time.

マークとデイビッドが授業で初めて出会いました。

Listen and read the conversation. Then practice the conversation with your partner.

2人の会話を聞き、音読しなさい。その後、ペアになって、会話を練習しなさい。

Model Conversation

Mark: Hi, I'm ①Mark.

David: Nice to meet you. I'm ②David.

Mark: Nice to meet you, too.

David: Where are you from, ①Mark?

Mark: I'm from ③the U.K., but now I live in ④Nagoya. Do you live near here?

David: Yes. I live in ⑤Seto.

Exercise 2

Substitute the underlined parts in the model conversation and change the *italic* part where necessary. Start by reading the conversation directly and substituting. Try to only look at the substitution part by the last time. 上の会話の①～⑤を次の語句に入れ替えて会話してみましょう。必要に応じてイタリック体の箇所を変えなさい。最後には会話文を見なくても言えるようにしましょう。

A	B	C
① Sachiko	① Paul	① Yoshiki
② Miki	② Simon	② Hiroshi
③ Kumamoto	③ Canada	③ Shiga
④ Miyoshi	④ Tokyo	④ Toyama
⑤ (<i>no</i>) Toyohashi	⑤ (<i>yes</i>) Yokohama	⑤ (<i>no</i>) Ibaraki

Exercise 2

Insert 'Do you' or 'Are you' in the following yes / no questions. Then match the questions to the answers below. 1番の例にならい、空所に 'Do you' か 'Are you' を入れて疑問文を完成しなさい。つぎに、それに対する答えを下から選び、記号を記入しなさい。

1. Do you live in Tokyo? [F]
2. _____ a student? []
3. _____ have a part-time job? []
4. _____ from Nagoya? []
5. _____ have a pet? []
6. _____ like rock music? []
7. _____ Chinese? []

- A. No. I like hip-hop.
- B. Yes, but now I live in Tokyo.
- C. Yes, I have two cats.
- D. No. I'm Japanese.
- E. Yes, I'm studying education.
- F. No. I live in Osaka now.
- G. Yes, I work in a convenience store.

5 Pair Dictation

Student A: Turn to page 89.

Aさん : 89ページを見なさい。

Student B: Turn to page 97.

Bさん : 97ページを見なさい。

Part B

1 Vocabulary Review

06

1) Listen to two students introducing themselves. How many times do you hear the question "What's your name?" 2人の学生の自己紹介を聞きなさい。"What's your name?" という疑問文が何回聞こえましたか？

2) Listen again and fill in the information about the two students.

もう一度聞いて2人の学生についての情報を英語で記入しなさい。

	1st speaker	2nd speaker
Name		
Major		
Year		
From		
Lives		

2 Personalized Conversation

Introduce yourself to three people in the class. Ask them questions and fill in the information about them. 話し相手を3人見つけて表にある5つの質問をし、わかったことを記入しなさい。

Remember: 1. Do not ask "What's your name?"

"What's your name?" と聞かないこと。

2. Do not look at the model conversation.

モデルの会話を見ない。

3. Do think of intonation.

イントネーションに気をつける。

	Partner 1	Partner 2	Partner 3
Name			
Where ... live?			
Where ... from?			
What ... free time?			
Do ... part-time job?			

3 Listening: Model Speech

Listen and read Yumi's self-introduction. ユミの自己紹介を聞きなさい。つぎに、原稿を音読しなさい。



Model Speech

Nice to Meet You

Hi! My name is Yumi. I'm 19 years old. I'm a student. My major is business management. I live in Nagoya with my family. In my free time I like listening to music and playing tennis. I have a part-time job. I work in a convenience store on Saturdays and Sundays. I have a younger brother. His name is Kenji.

4 Personalized Speech

Write a speech about yourself. Start by filling in the spaces. Then write more!

You can ask your teacher for help.

モデルのスピーチにならって、自己紹介するスピーチ原稿を書きましょう。空所を埋めて書き出しの英文を完成したら、それに続く文を書き加えなさい。困った時には先生にたずねましょう。

Hi! My name is _____. I'm _____ years old. I'm a student. My major is _____. I live in _____. In my free time I like _____ and _____.

5 Speech: Pair Discussion

Exercise 1

Work in pairs. Read your speech to your conversation partner. Listen carefully to your partner's speech.

ペアになってスピーチ原稿を読み、相手に聞いてもらいなさい。交代して、相手のスピーチをしっかり聞いてあげましょう。

Exercise 2

Ask your partner questions. First, write 3 follow-up questions. (Don't ask something the speaker has already talked about in the speech!)

例にならって、ペアの相手にたずねる質問を3つ書きなさい。すでにスピーチで聞いたことを質問しないように注意しましょう。

Examples of questions:

Do you like _____?

Do you have a _____?

What _____ do you like?

My Questions

1. _____?

2. _____?

3. _____?

Exercise 3

Now ask your questions. では、質問しなさい。

Exercise 4

Take two minutes to memorize your speech. Then, close the textbook and try to make the speech again. (It is not important to repeat your speech perfectly, just try to remember as much as you can!) 2分でスピーチを覚えなさい。覚えたら、テキストを閉じてもう一度スピーチをしなさい。(完璧なスピーチでなくてもかまいません。できる限り見ないで言えるようにしましょう。)



What does your sister do?

Part A

1 Warm Up: Key Vocabulary

Exercise 1

Complete the following with words from the word box.

次の各文の空所に下の語群から語または語句を選び、文を完成しなさい。

cousin	niece	nephew	only child	brother-in-law
sister-in-law	grandfather	grandmother	parents	children

- Your father's mother is your _____.
- Your mother and father are your _____.
- Your uncle's son is your _____.
- Your brother's son is your _____.
- Your mother's father is your _____.
- The wife of your brother is your _____.
- Your sister's daughter is your _____.
- The husband of your sister is your _____.
- Your daughter and son are your _____.
- If you do not have any brothers or sisters, you are an _____.

Exercise 2



Listen to the family vocabulary and repeat. 家族を表す語を聞いて繰り返しなさい。

Exercise 3

Match the occupations with their pictures. 次の職業を表す絵を答えなさい。

09

- () a mechanic
- () an office worker
- () a housewife
- () a truck driver
- () self-employed
- () an engineer

- () a part-time worker
- () a factory worker
- () a care worker
- () a store clerk
- () a chef
- () an accountant

1.



2.



3.



4.



5.



6.



7.



8.



9.

